

# SERIES 100 SWITCHES

## TOGGLE SWITCHES - MINIATURE

US



### SPECIFICATIONS

Contact Rating:	See contact material options
Life Expectancy:	40,000 make-and-break cycles
Contact Resistance:	10 mΩ max. typical initial @ 2-4 VDC 100 mA for both silver and gold plated contacts
Insulation Resistance:	1,000 MΩ min.
Dielectric Strength:	1,000 V RMS @ sea level
Operating Temperature:	-30° C to 85° C

### MATERIALS

Case:	Diallyl Phthalate (DAP)
Toggle Handle:	Brass, chrome plated
Switch Support:	Brass or steel, tin plated
Bushing:	Brass, nickel plated
Housing:	Stainless steel
Contacts / Terminals:	Silver or gold plated copper alloy

### FEATURES & BENEFITS

- ▶ Up to 4 poles available
- ▶ Variety of switching functions
- ▶ Miniature
- ▶ Multiple actuator & bushing options

### APPLICATIONS/MARKETS

- ▶ Telecommunications
- ▶ Instrumentation
- ▶ Networking
- ▶ Medical equipment

### HOW TO ORDER

SERIES	MODEL NO.	ACTUATOR	BUSHING	TERMINATION	CONTACT MATERIAL	SEAL	HARDWARE
100	□ □ □	□ □	□ □ □	□ □ □ □	□	E	□
	SP1 SP2* SP3 SP4* SP5* DP1 DP2* DP3 DP4* DP5* DP6 DP7* DP8* 3P1 3P2* 3P3 3P4* 3P5* 4P1 4P2* 4P3 4P4* 4P5* 4P6 4P7* 4P8*	T1† T2 T3 T4 T5 T6 T7 T8 T9 K1 K2  † Optional Toggle Cap (T1 Only): T100-1 = White T100-2 = Black	B1 B2 B3 B4 B5 B6 B8 B9 B11 B12 B13 B15 B16 B25** B26**	M1 M2 M3 M5 M6 M61 M7 M71 VS2 VS3 VS5* M64* VS21* VS31*	Q = Silver R = Gold	E = Epoxy Sealed at Base of Terminal	H = Hardware

Example Ordering Number  
100-SP1-T4-B2-M1-R-E

Notes: \* Not available with the K1 and K2 actuator options.

\*\* Available only with the K1 and K2 actuator options.

Specifications subject to change without notice.



### SPDT



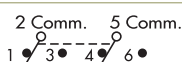
SCHEMATIC



Model No.	POS 1	POS 2	POS 3
SP-1	ON	NONE	ON
SP-2	ON	NONE	(ON)
SP-3	ON	OFF	ON
SP-4	(ON)	OFF	(ON)
SP-5	ON	OFF	(ON)
Term. Comm.	2-3	OPEN	2-1

( ) = Momentary

### DPDT



SCHEMATIC



Model No.	POS 1	POS 2	POS 3
DP-1	ON	NONE	ON
DP-2	ON	NONE	(ON)
DP-3	ON	OFF	ON
DP-4	(ON)	OFF	(ON)
DP-5	ON	OFF	(ON)
DP-7	ON	ON	(ON)
DP-8	(ON)	ON	(ON)
Term. Comm.	2-3, 5-6	OPEN	2-1, 5-4

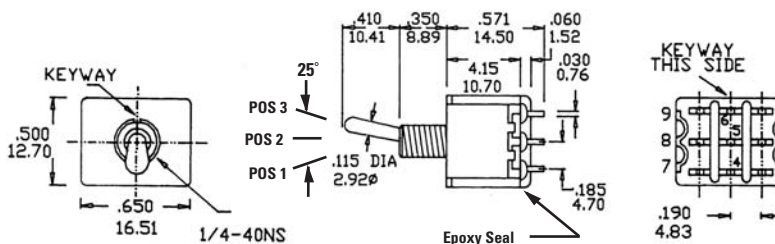
DP-6	ON	ON	ON
Term. Comm.	2-3, 5-6	2-3, 5-4	2-1, 5-4

( ) = Momentary

### 3PDT



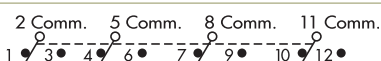
SCHEMATIC



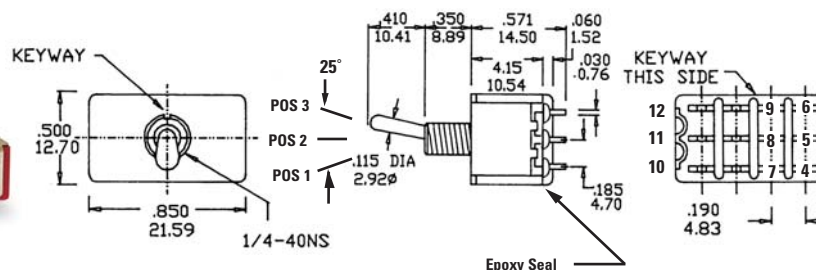
Model No.	POS 1	POS 2	POS 3
3P-1	ON	NONE	ON
3P-2	ON	NONE	(ON)
3P-3	ON	OFF	ON
3P-4	(ON)	OFF	(ON)
3P-5	ON	OFF	(ON)
Term. Comm.	2-3, 5-6 8-9	OPEN	2-1, 5-4 8-7

( ) = Momentary

### 4PDT



SCHEMATIC



Model No.	POS 1	POS 2	POS 3
4P-1	ON	NONE	ON
4P-2	ON	NONE	(ON)
4P-3	ON	OFF	ON
4P-4	(ON)	OFF	(ON)
4P-5	ON	OFF	(ON)
4P-7	ON	ON	(ON)
4P-8	(ON)	ON	(ON)
Term. Comm.	2-3, 5-6 8-9 11-12	OPEN	2-1, 5-4 8-7 11-10

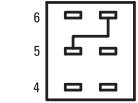
4P-6	ON	ON	ON
Term. Comm.	2-3, 5-6 8-9 11-12	2-3, 5-4 8-9 11-10	2-1, 5-4 8-7 11-10

( ) = Momentary

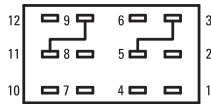
# SERIES 100 SWITCHES

## TOGGLE SWITCHES - MINIATURE

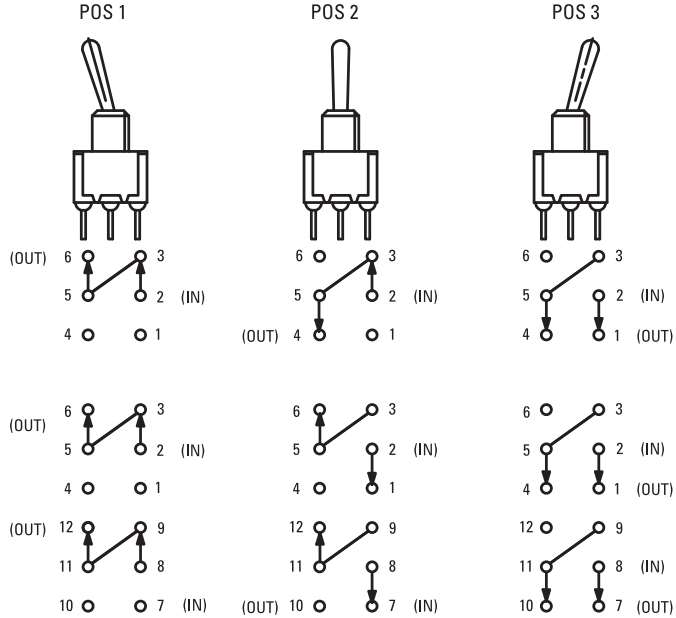
### 3 - WAY WIRING DIAGRAM SCHEMATICS



Bottom View  
or DP-6, DP-7, DP-8



Bottom View  
for 4P-6, 4P-7, 4P-8

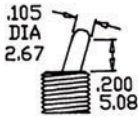


### ACTUATOR OPTIONS

T1\* STANDARD



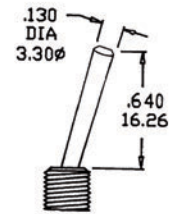
T2\*



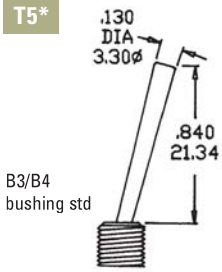
T3\*



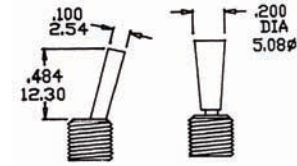
T4\*



T5\*

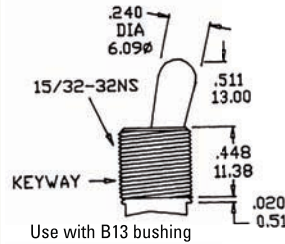


T6 FLATTED WITH BUILT IN ANTIROTATION

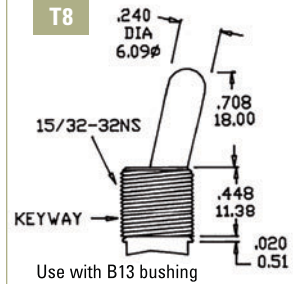


Use with B11, B12, B15, B16 only

T7



T8



T9\* PLASTIC BLACK



K1



K2



\*Add .070 (1.78) for B3, B4 bushings, subtract .020 (0.51) for B6 bushing.



### BUSHING OPTIONS

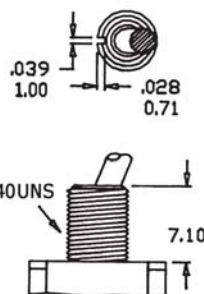
**B1 THD STD**

**B2 NON-THD**



**B3 THD STD**

**B4 NON-THD**



B4 is standard for M6, M7 and VS termination options.

**B5 HIGH TORQUE**



**B6 HIGH TORQUE**



**B8 METRIC THD**



**B9 SPLASH PROOF**



**B13**



Use with T7 and T8 actuators only

**B11 THD STD**

**B12 NON-THD**



Use with T6 actuator only

**B15 THD STD**

**B16 NON-THD**



Use with T6 actuator only

**B25**



**B26**





# SERIES 100 SWITCHES

## TOGGLE SWITCHES - MINIATURE

TACT  
SWITCHES

NAVIGATION  
SWITCHES

PUSHBUTTON  
SWITCHES

TOGGLE  
SWITCHES

ROCKER  
SWITCHES

SLIDE  
SWITCHES

SNAP-ACTION  
SWITCHES

DIP  
SWITCHES

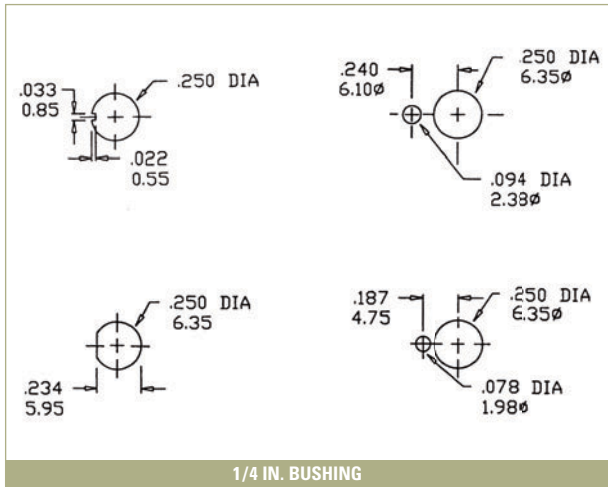
KEYLOCK  
SWITCHES

ROTARY  
SWITCHES

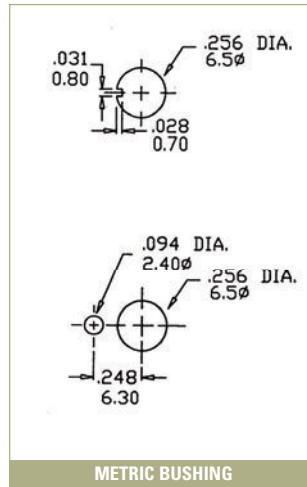
DETECTOR  
SWITCHES

CAP  
OPTIONS

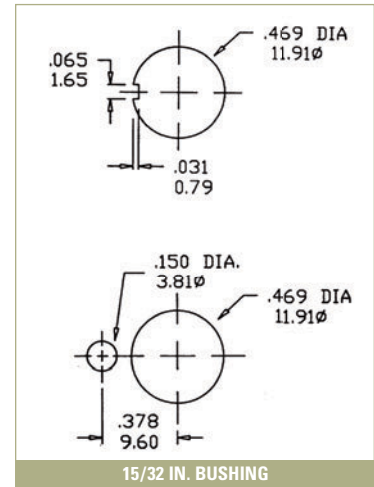
### BUSHING OPTIONS - PANEL MOUNTING



1/4 IN. BUSHING



METRIC BUSHING

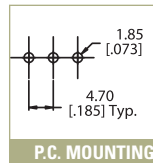
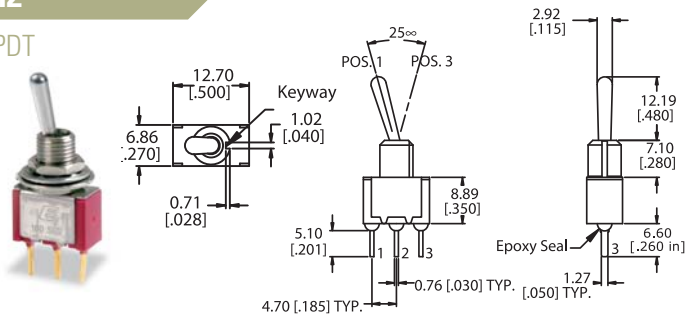


15/32 IN. BUSHING

### TERMINATION OPTIONS

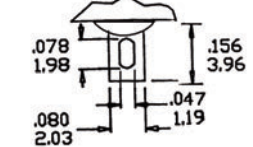
#### M2

SPDT

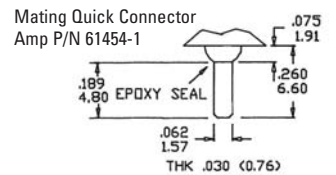


P.C. MOUNTING

#### M1 SOLDER LUG

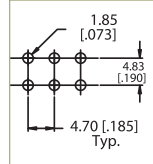
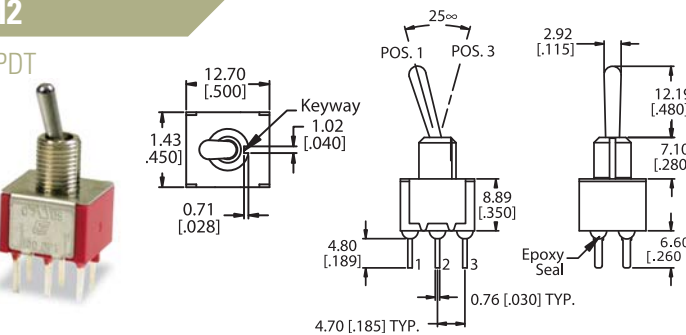


#### M3 QUICK CONNECT



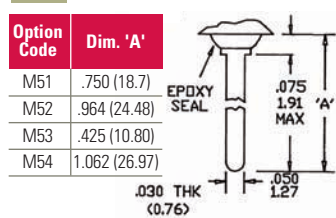
#### M2

DPDT



P.C. MOUNTING

#### M5 WIRE WRAP



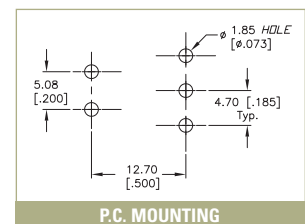
Option Code	Dim. 'A'
M51	.750 (18.7)
M52	.964 (24.48)
M53	.425 (10.80)
M54	1.062 (26.97)

#### M6

SPDT



Switch Support




P.C. MOUNTING



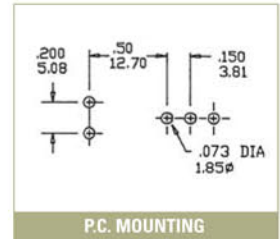
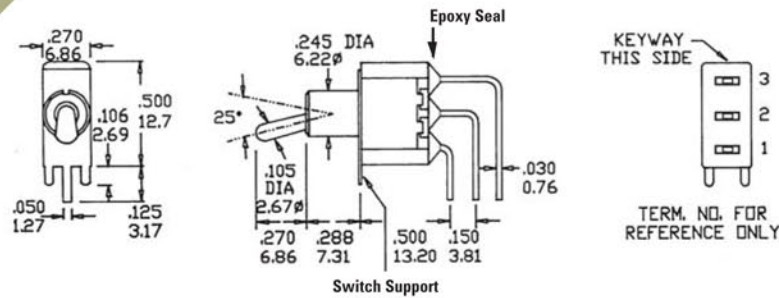
### M6

DPDT



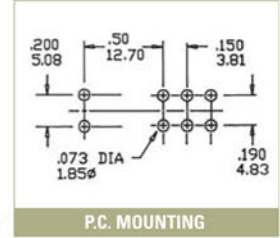
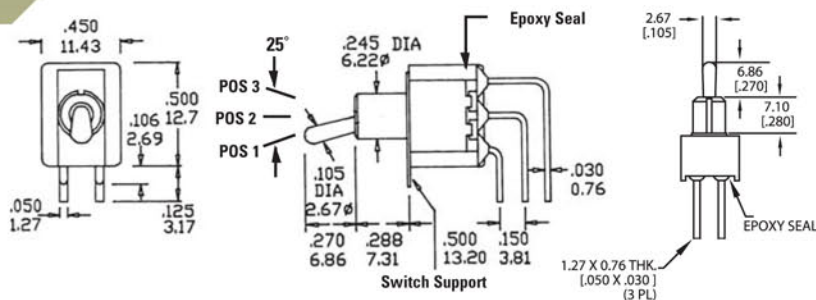
### M7

SPDT



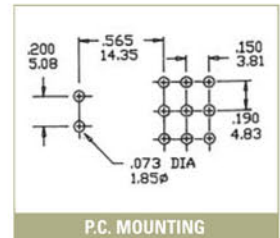
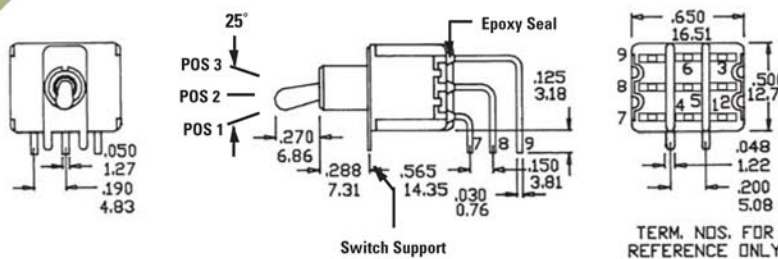
### M7

DPDT



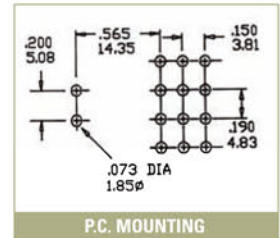
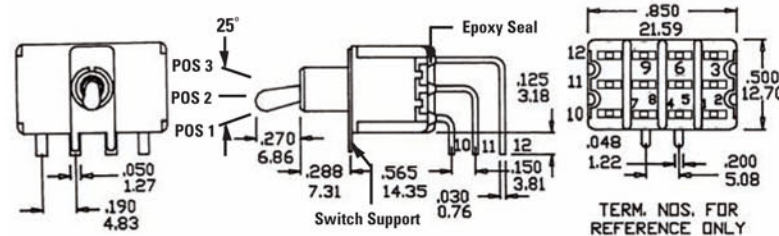
### M7

3PDT



### M7

4PDT



TACT SWITCHES  
 NAVIGATION SWITCHES  
 PUSHBUTTON SWITCHES  
 TOGGLE SWITCHES  
 ROCKER SWITCHES  
 SLIDE SWITCHES  
 SNAP-ACTION SWITCHES  
 DIP SWITCHES  
 KEYLOCK SWITCHES  
 ROTARY SWITCHES  
 DETECTOR SWITCHES  
 CAP OPTIONS

# SERIES 100 SWITCHES

## TOGGLE SWITCHES - MINIATURE

TACT SWITCHES

NAVIGATION SWITCHES

PUSHBUTTON SWITCHES

TOGGLE SWITCHES

ROCKER SWITCHES

SLIDE SWITCHES

SNAP-ACTION SWITCHES

DIP SWITCHES

KEYLOCK SWITCHES

ROTARY SWITCHES

DETECTOR SWITCHES

CAP OPTIONS

### VS2-VS3

SPDT



Option Code	Dim. 'A'
VS2	.460 (11.68)
VS3	.630 (16.00)



### VS2-VS3

DPDT



Option Code	Dim. 'A'
VS2	.460 (11.68)
VS3	.630 (16.00)



### VS5

DPDT

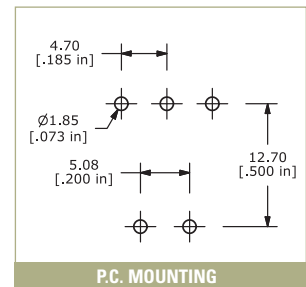
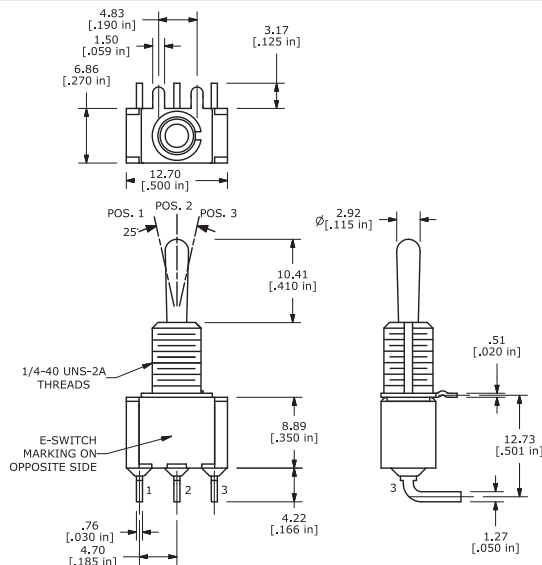


Option Code	Dim. 'A'
VS5	.630 (16.00)



### M61

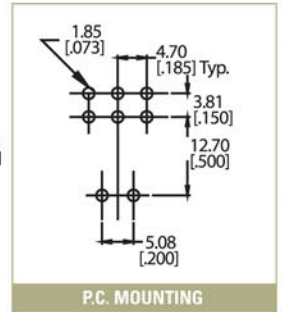
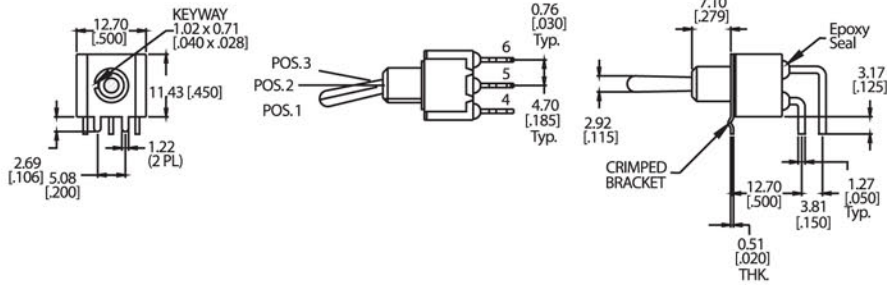
SPDT





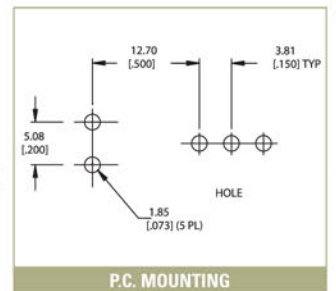
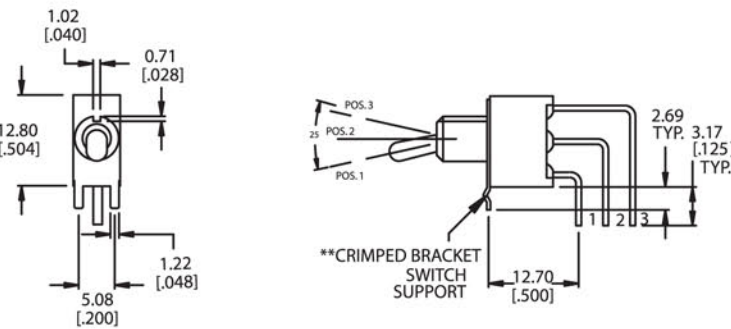
### M61

DPDT



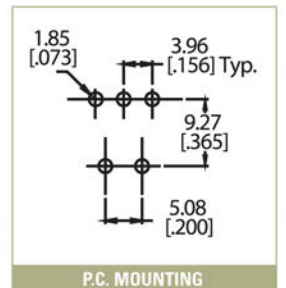
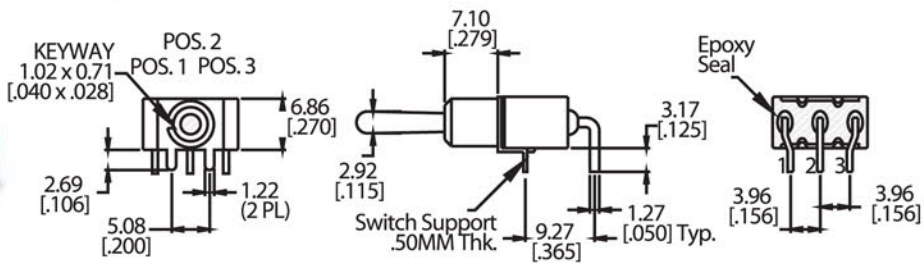
### M71

SPDT



### M64

SPDT



TACT SWITCHES

NAVIGATION SWITCHES

PUSHBUTTON SWITCHES

TOGGLE SWITCHES

ROCKER SWITCHES

SLIDE SWITCHES

SNAP-ACTION SWITCHES

DIP SWITCHES

KEYLOCK SWITCHES

ROTARY SWITCHES

DETECTOR SWITCHES

CAP OPTIONS



# SERIES 100 SWITCHES

## TOGGLE SWITCHES - MINIATURE

### VS21-VS31

SPDT



Option Code	Dim. 'A'
VS2	.460 (11.68)
VS3	.630 (16.00)



P.C. MOUNTING

### VS21-VS31

DPDT



Option Code	Dim. 'A'
VS2	.460 (11.68)
VS3	.630 (16.00)



P.C. MOUNTING

### OPTIONAL TOGGLE CAP



Use with T1  
T100-1 WHITE  
T100-2 BLACK



### CONTACT MATERIAL OPTIONS

**Q**

Fixed Terminal:	Silver plated over copper alloy
Moving Contact:	Silver plated over copper alloy
Rating:	5 Amps with resistive load @ 120VAC or 28VDC; 2 Amps with resistive load @ 250VAC

**R**

Fixed Terminal:	Copper alloy with gold plate over nickel plate
Moving Contact:	Copper alloy with gold plate over nickel plate
Rating:	0.4 Volt-Amps (VA) max. @ 20V max. (AC or DC)



**HARDWARE**

**HDW2 1/4 IN. NUTS**



Supplied standard with B1, B3, B5, B6 and B9 options

**HDW3 BLIND DRESSNUT**



**HDW6 METRIC NUT**



Supplied standard with B8 metric bushing

**HDW11 LOCK WASHER**



Supplied standard with B1/B3 bushing

**Optional Rubber Hood Sealing E1**



E1= Inch (Std.) for actuator T1, T2 and bushings B1, B3, B5, B6 Optional rubber boot sealing

**HDW4 15/32 IN. NUTS**



Supplied standard with B13 bushing

**HDW12 LOCK WASHER**



Supplied standard with B13 bushing

**HDW15 LOCKING RING**



Supplied standard

**HDW16 LOCKING RING**



Supplied with B5 bushing

**HDW17 LOCKING RING**



Supplied with B13 bushing

TACT SWITCHES

NAVIGATION SWITCHES

PUSHBUTTON SWITCHES

TOGGLE SWITCHES

ROCKER SWITCHES

SLIDE SWITCHES

SNAP-ACTION SWITCHES

DIP SWITCHES

KEYLOCK SWITCHES

ROTARY SWITCHES

DETECTOR SWITCHES

CAP OPTIONS

# Mouser Electronics

Authorized Distributor

Click to View Pricing, Inventory, Delivery & Lifecycle Information:

## E-Switch:

[100DP1T2B4M6QE](#) [100DP1T6B11M51QEH](#) [100DP1T8B13M1QEH](#) [100SP2T1B1M1QEH](#) [100SP3T4B1M1QEH](#)  
[100SP1T4B1M1QEH](#) [100SP1T1B4M7RE](#) [100SP1T1B4M7QE](#) [100SP1T2B3M2QEH](#) [100DP3T1B9M1QEH](#)  
[100SP1T1B9M1QEH](#) [100SP4T1B9M1QEH](#) [100SP1T2B4VS2QE](#) [100SP3T1B9M1QEH](#) [100DP3T1B4M7QE](#)  
[100DP1T1B9M1QEH](#) [100SP1T8B13M1QEH](#) [100DP5T1B1M1QEH](#) [100SP1T6B12M6RE](#) [100SP3T1B4M6RE](#)  
[1003P2T1B1M1QEH](#) [100SP3T2B4M6RE](#) [100SP1T1B4M6RE](#) [100SP1T1B4M2QE](#) [100SP1T1B4VS2RE](#)  
[100SP1T1B1M51REH](#) [100SP4T2B4M6RE](#) [100DP3T2B4VS2RE](#) [1003P1T1B1M2QEH](#) [100SP1T2B4VS3RE](#)  
[100DP2T8B13M1QEH](#) [1003P1T1B1M1QEH](#) [100DP3T6B2M7QE](#) [100SP1T2B1M1QEH](#) [100DP3T2B1M2QEH](#)  
[100DP1T2B3M1QEH](#) [100SP1T1B1M1QEH](#) [100SP1T1B1M1REH](#) [100SP1T1B1M2QEH](#) [100SP1T1B1M2REH](#)  
[100SP2T2B1M1QEH](#) [100SP1T2B3M1QEH](#) [100SP1T2B4VS2RE](#) [1004P3T1B1M7QEH](#) [100SP1T2B4M7RE](#)  
[100SP1T6B11M2QEH](#) [100SP3T8B13M1QEH](#) [100SP1T6B11M1QEH](#) [100SP3T1B1M2QEH](#) [100SP1T6B11M1REH](#)  
[100SP3T1B1M1REH](#) [100SP3T1B1M1QEH](#) [1003P1T2B4M7RE](#) [1004P1T1B1M1QEH](#) [1004P1T1B1M2QEH](#)  
[1004P3T1B1M1QEH](#) [1004P4T1B1M1QEH](#) [1004P6T1B1M1QEH](#) [100SP4T6B11M2QEH](#) [100SP3T2B4M7RE](#)  
[100SP5T2B4M7RE](#) [1004P1T2B4M7QE](#) [100DP1T2B4VS2RE](#) [100DP4T4B9M2QEH](#) [100SP1T1B6M1QEH](#)  
[100DP6T1B1M2QEH](#) [100SP4T1B1M1QEH](#) [100SP1T2B4M6RE](#) [100SP5T6B11M1QEH](#) [100SP1T2B4M6QE](#)  
[100SP4T2B3M1QEH](#) [100SP2T1B1M2QEH](#) [100SP4T1B1M2QEH](#) [100DP3T4B1M1QEH](#) [100DP1T4B1M1QEH](#)  
[100DP4T6B11M1QEH](#) [100SP3T2B4M7QE](#) [100DP3T8B13M1QEH](#) [100DP1T1B1M2QEH](#) [100DP1T1B1M2REH](#)  
[100DP1T1B1M1REH](#) [100DP2T6B11M1QEH](#) [100DP1T1B1M1QEH](#) [100SP3T2B4VS2QE](#) [100SP3T2B4VS2RE](#)  
[100SP5T2B4M6RE](#) [100DP3T2B3M2QEH](#) [100DP2T1B1M1QEH](#) [100DP4T1B1M1QEH](#) [100SP5T1B1M2QEH](#)  
[100SP3T6B11M2QEH](#) [100SP5T1B1M1QEH](#) [100SP3T6B11M1QEH](#) [100SP1T6B2M7QE](#) [100DP5T6B11M1QEH](#)  
[100SP1T1B2M54QE](#) [100DP3T1B1M2QEH](#) [100SP2T6B11M1QEH](#) [100DP6T1B1M1QEH](#) [100DP3T1B1M1QEH](#)