

File Information - Raw Data

Local name: AJ4CO DPS-XTFD
Input file: R:\Observation Records\AJ4CO_DPS-XTFD\1305\130503\130503171500_rev_pol.sps
RSS version: 2.2.14
Chart start: 03-May-2013 17:15:00.063 UTC
Chart end: 03-May-2013 18:05:00.093 UTC

Local name: AJ4CO DPS-XTFD
Chart location: Florida
Latitude: (N) +29.000000 degrees
Longitude: (E) +82.000000 degrees
Time zone: UTC+0
Observer: Typinski

Data source: < not specified >
Data duration: 3000.030 s
Sweep start: 32.920 MHz
Sweep end: 17.000 MHz
Sweeps: 28610
Sweep rate: 9.537 Hz
Channels: 200
Channel separation: 79.602 kHz
Channel dwell time: 524 µs

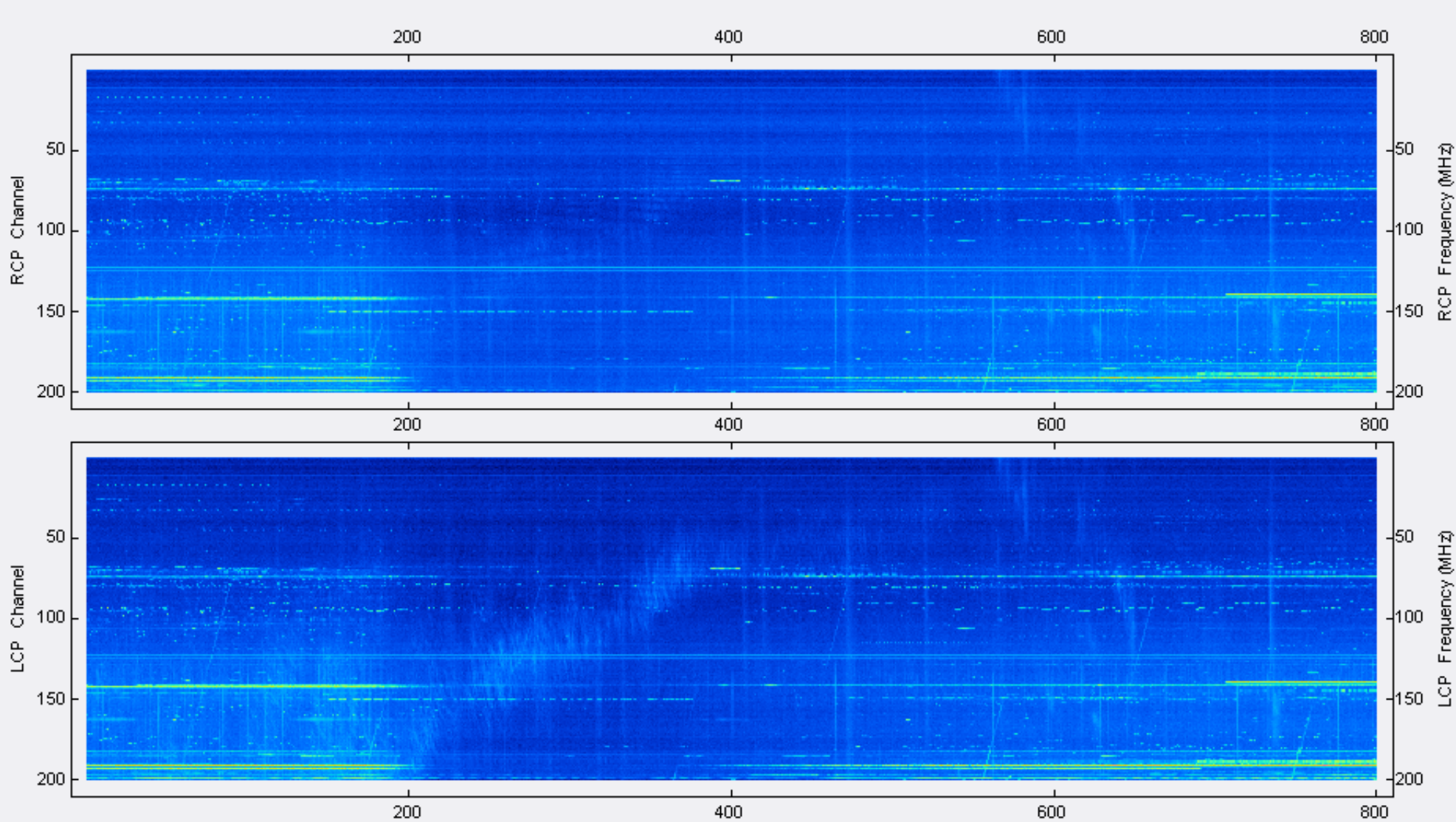
RCP ADC range (raw): 1157 mV min to 4034 mV max
LCP ADC range (raw): 1166 mV min to 4095 mV max

Data note length: 76
Data note: «[|-SWEEPS28610yLOWF17000000yHIF33000000ySTEPS200yDUALSPECFILETrueyRCVRy-]]»

Correction array: R:\Observation Records\AJ4CO_DPS-XTFD\1305\130503\130503085000_Correction_Array.csv

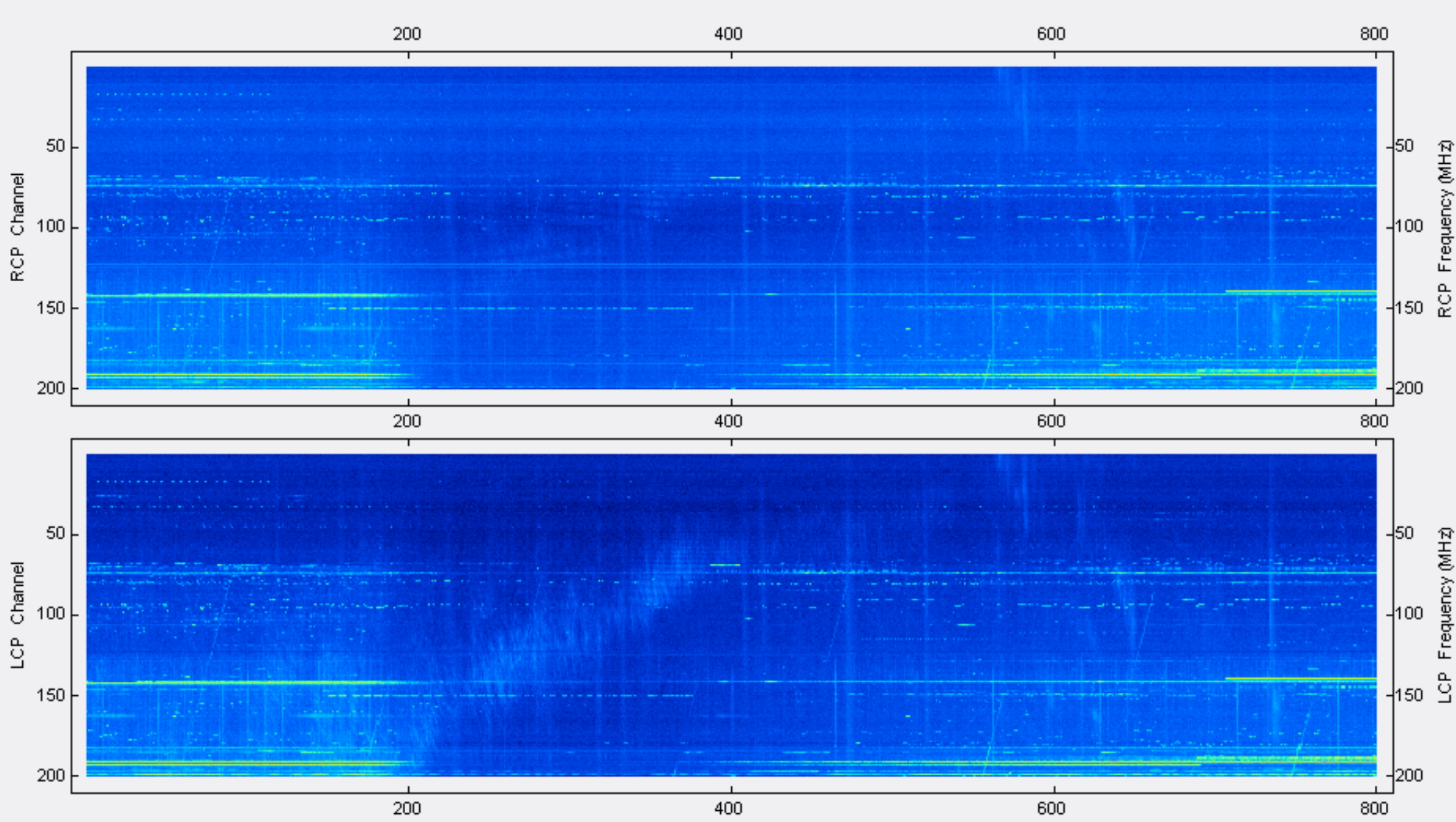
Spectrograms - Decimated

Color file: C:\Program Files\Spectrograph\AJ4CO-Rainbow.txt
Color offset: 1500
Color gain: 1.2
Data: 28610 sweeps
Decimated to: 800 sweeps (decimation factor 35.763)
Decimation method: Mean (arithmetic average)
RCP ADC range (decimated): 1551 mV min to 3569 mV max
LCP ADC range (decimated): 1526 mV min to 3877 mV max



Spectrograms - Decimated - Correction Arrays Applied

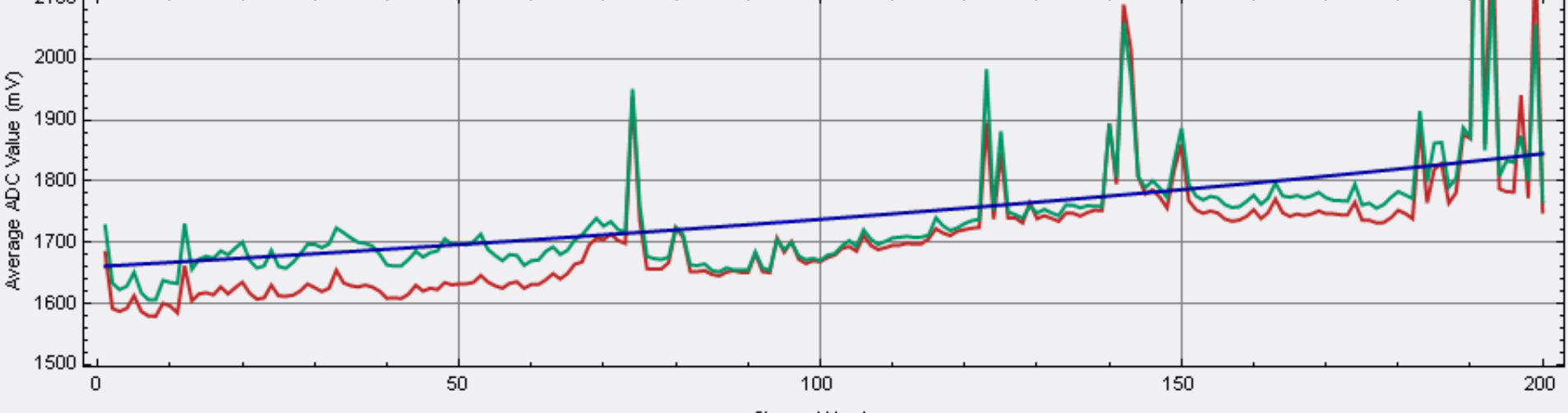
Color file: C:\Program Files\Spectrograph\AJ4CO-Rainbow.txt
Color offset: 1500
Color gain: 1.2
Data: 28610 sweeps
Decimated to: 800 sweeps (decimation factor 35.763)
Decimation method: Mean (arithmetic average)
RCP ADC range (decimated): 1574 mV min to 3569 mV max
LCP ADC range (decimated): 1529 mV min to 3877 mV max



Continua - Decimated

RCP & LCP Continua - average of 800 sweeps decimated from 28610 sweeps (3000 seconds in original data)

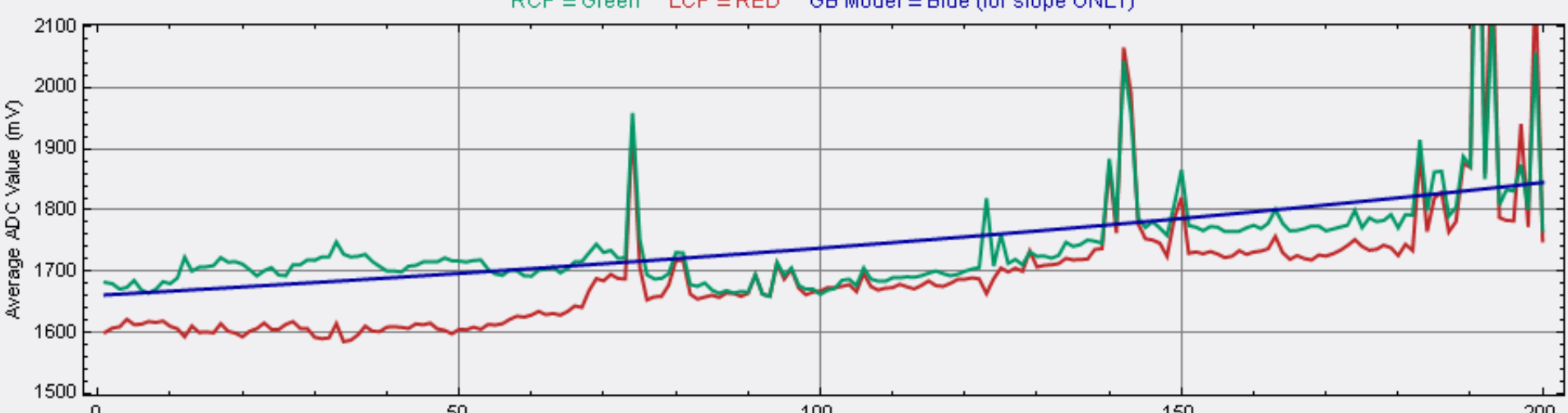
RCP = Green LCP = RED GB Model = Blue (for slope ONLY)



Continua - Decimated - Correction Array Applied

RCP & LCP Continua - average of 800 sweeps decimated from 28610 sweeps (3000 seconds in original data)

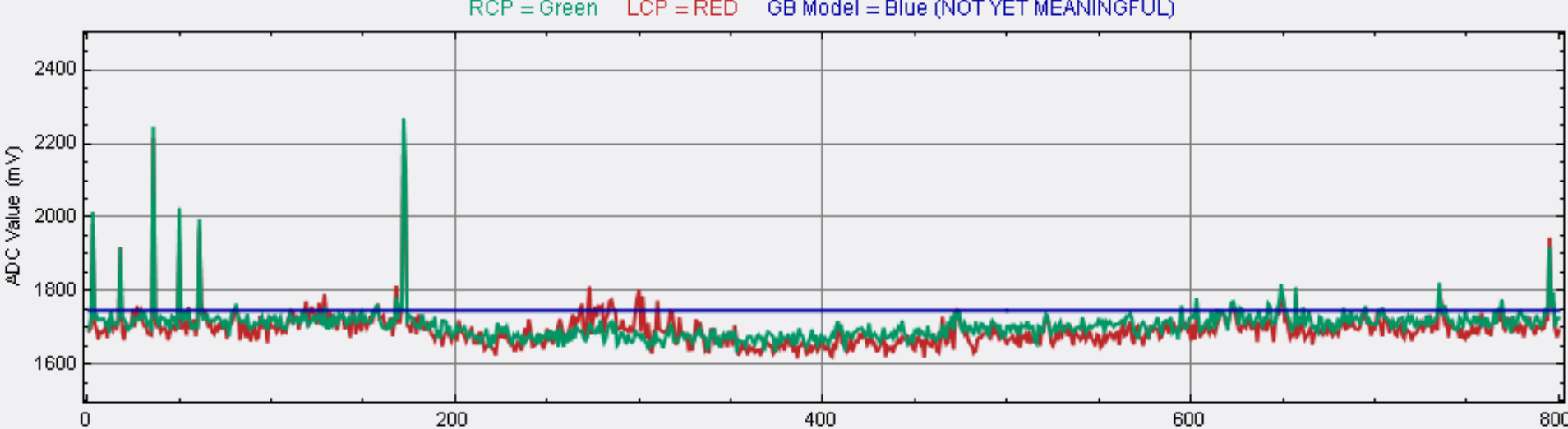
RCP = Green LCP = RED GB Model = Blue (for slope ONLY)



Strip Chart - Decimated

RCP & LCP Strip Chart - 800 sweeps decimated from 28610 sweeps - Channel 110

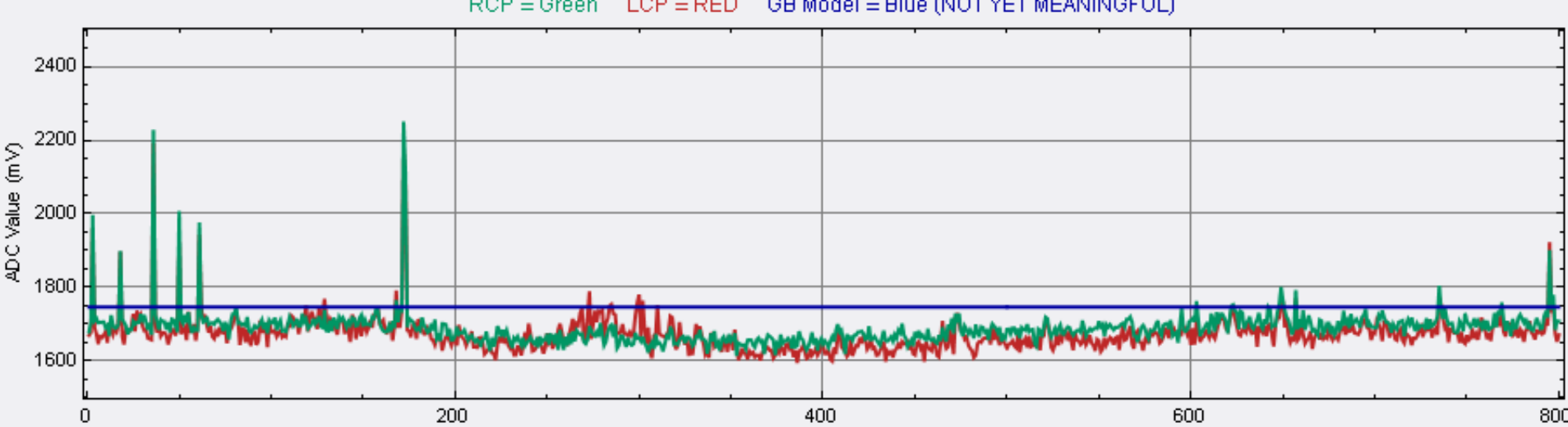
RCP = Green LCP = RED GB Model = Blue (NOT YET MEANINGFUL)



Strip Chart - Decimated - Correction Array Applied

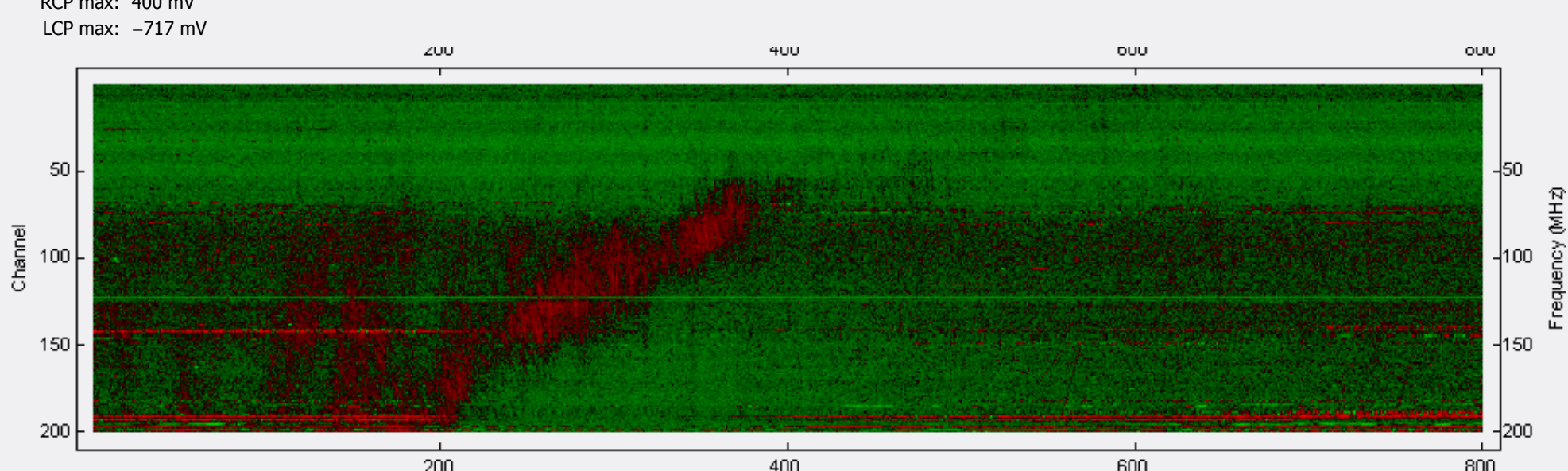
RCP & LCP Strip Chart - 800 sweeps decimated from 28610 sweeps - Channel 110

RCP = Green LCP = RED GB Model = Blue (NOT YET MEANINGFUL)



Cross Polarization Spectrogram - Decimated

Color file: C:\Program Files\Spectrograph\CrossPolarization.txt
Color offset: -2048
Color gain: 3.0
Data: 28610 sweeps
Decimated to: 800 sweeps (decimation factor 35.763)
Decimation method: Mean (arithmetic average)
RCP max: 400 mV
LCP max: -717 mV



Cross Polarization Spectrogram - Decimated - Correction Array Applied

Color file: C:\Program Files\Spectrograph\CrossPolarization.txt
Color offset: -2048
Color gain: 3.0
Data: 28610 sweeps
Decimated to: 800 sweeps (decimation factor 35.763)
Decimation method: Mean (arithmetic average)
RCP max: 400 mV
LCP max: -717 mV

